


# Base Chassis

## SDX Main Chassis (BPL-SDX)

WAN Interface	2x 10G SFP+ Ports 2x GE Ports 2x USB 3.0 Ports 1x Expansion Module (Option)
LAN Interface	8x GE Ports with PoE+ Output
Router Throughput	12 Gbps
PepVPN / SpeedFusion Throughput#	No Encryption: 1 Gbps 256-bit AES: 600 Mbps
Recommended Users	500-2000
Max PepVPN/SpeedFusion Peers	300
Power Input	AC Input 100V - 240V
PoE Output	8x 802.3at PoE+ Output
Power Consumption	80W System* , 330W PoE+ Power Budget
Dimensions	17.2 x 13.3 x 1.7 inches 438 x 340 x 44 mm
Weight (No Modules)	11.7 pounds 5.3 kg
Operating Temperature	32° - 104°F (0° - 40°C)
Humidity	5% - 90% (non-condensing)
Certifications	FCC, IC, CE
Warranty	1-Year Limited Warranty



BPL-SDX (Front)



BPL-SDX-LW1 / BPL-SDX-LP1



BPL-SDX-F1



BPL-SDX-C1



BPL-SDX (Back)

\* 80W consumption for the main chassis, 20W consumption for the optional module.  
# by using 10G WAN fiber

# Expansion Modules

## 3x LTE-A Module (EXM-3LTEA)

Interface	3x Embedded LTE-A Cellular Modems with Redundant SIM Slots
Antenna Connectors	6x SMA Cellular Antenna Connectors 1x SMA GPS Antenna Connector
Power Consumption	20W
Weight	0.83 pounds (375 grams)




## 8x GE PoE+ Module (EXM-8C)

Interface	8x 10/100/1000M Ethernet Ports + Capable of PoE+
Power Consumption	15W (105W max. with PoE+ Output)
Weight	1.1 pounds (475 grams)



## 4x SFP+ Module (EXM-4F)

Interface	4x SFP+ Ports +
Power Consumption	11W
Weight	0.83 pounds (375 grams)



\* Module can be configured with LAN or WAN ports as needed.

# Ordering Information

Product Code	Description
BPL-SDX	SDX Base Model, No Expansion module, 2x GE WAN Ports, 2x 10GE SFP+ WAN ports, 8x GE LAN ports, 2x USB WAN
BPL-SDX-LW1	SDX, 3x LTEA (Worldwide) Modems via Exp. Module, 2x GE WAN Ports, 2x 10GE SFP+ WAN ports, 8x GE LAN ports, 2x USB WAN
BPL-SDX-LP1	SDX, 3x LTEA (APAC) Modems via Exp. Module, 2x GE WAN Ports, 2x 10GE SFP+ WAN ports, 8x GE LAN ports, 2x USB WAN
BPL-SDX-F1	SDX, 4x 10G SFP+ WAN Ports via Exp. Module, 2x GE WAN Ports, 2x 10GE SFP+ WAN ports, 8x GE LAN ports, 2x USB WAN
BPL-SDX-C1	SDX, 8x GE WAN Ports via Exp. Module, 2x GE WAN Ports, 2x 10GE SFP+ WAN ports, 8x GE LAN ports, 2x USB WAN

# Accessories

Product Code	Description
ACW-748	Rack Mount Ears for Balance SDX
ACW-752	Rack Mount Rails for Balance SDX

# Peplink Balance SDX

## Futureproof Enterprise-Grade Branch Router




# Extreme Performance

As a member of our "X" series, the SDX offers extreme performance and futureproof design at a practical price point. With 12Gbps of throughput, the SDX can handle the bandwidth requirements of any enterprise branch network. The SDX also supports a FlexModule, enabling you to customize the router with your choice of ports, as well as instantly apply new technology as we release new modules.



# Investment Protection - Futureproof Design




The SDX has a slot for a FlexModule, which is available in three versions:

- **3x cellular WAN:** Combine cellular links for wireless SD-WAN backup to the primary connection. 5G FlexModule coming soon!
- **8x copper WAN/LAN:** Connect PoE-enabled modems on the WAN, or connect PoE devices such as cameras, IP phones, and Wi-Fi APs on the LAN.
- **4x fiber WAN/LAN:** Build an all-Fiber network by connecting Fiber WANs and LAN Switches.

We will build additional FlexModules as new technologies such as 5G emerge. Simply insert the new FlexModule and the SDX will become 5G ready; no need to purchase a new router.

# Enterprise-Ready Out-Of-The-Box

Even without a FlexModule, the SDX is already prepared for any enterprise branch deployment. It comes equipped with 2x Ethernet WAN, 2x Gigabit Fiber WAN, and 1x USB WAN, enabling connectivity from multiple sources. The 8x integrated LAN ports can also power devices via PoE+. These integrated ports provide a baseline level of connectivity on which users can add FlexModules to increase the capabilities of the SDX. This is also useful for scaling deployments where growth is anticipated.



# Unbreakable Cloud Connectivity



Whether via datacenter or Azure/AWS cloud, businesses now access their vital ERP, CRM, and POS applications online. To ensure absolute business continuity, the Balance SDX combines Ethernet and SFP+ WAN into an unbreakable Speed-Fusion VPN. If any individual line loses connectivity, others will take its place without skipping a beat.

The Balance SDX supports one Flex-Module. By inserting a cellular FlexModule, you can add up to 3x cellular connections to your SpeedFusion VPN. Cellular connectivity creates additional redundancy for your business applications.

With the SDX FlexModule slot, you can rest assured that your investment will remain up-to-date as new technologies emerge: we are currently developing 5G FlexModules, which will instantly add 5G capability to your SDX.

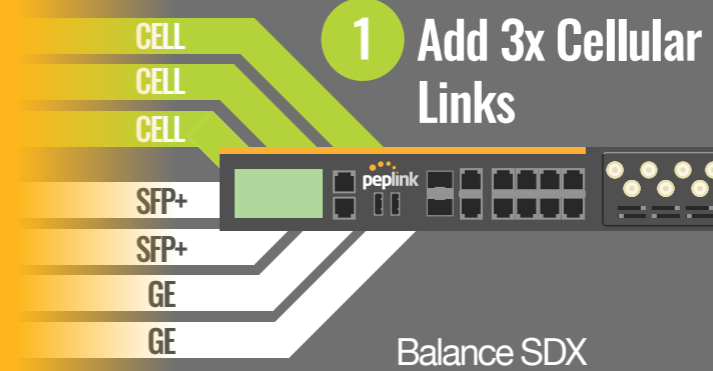
**3** Unbreakable Access to Cloud Applications

**2** Bandwidth of All Connections Combined

**1** Add 3x Cellular Links




SpeedFusion SD-WAN



Local Network

# End-to-End Fiber Network for Branch Offices



A chain is only as strong as its weakest link. Likewise, the speed of a local network is determined by its slowest connection. Insert a fiber FlexModule onto your SDX to create an all-fiber local network. Use the SDX's built-in WAN ports to combine SFP+ and Ethernet links into a super-fast SpeedFusion VPN connection. Then use the fiber FlexModule to connect 4x 48-port fiber switches to the SDX. This creates a full fiber local network with optimal connectivity between each client.

The FlexModule is interchangeable between the SDX, EPX, and some of our upcoming modular platforms. This enables enterprises to use different modules to customize the devices to fit their unique network requirements.

